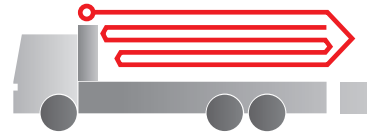



Truck-mounted concrete pump

BSF 38-5.16 H

Output up to 170 m³/h
Delivery pressure up to 130 bar*



.16 H LS
.17 i LS



Note: Standard version. Dimensions and weights depend on truck, pump model and equipment.
Dimensions in mm, MAN TGS 26.400.
For illustration only.

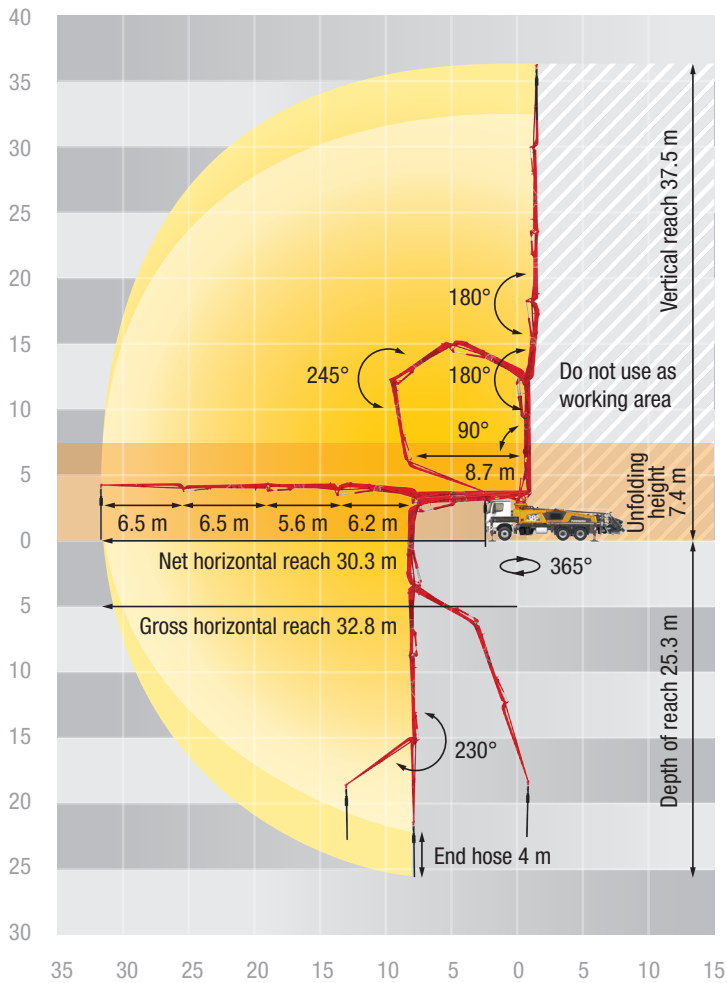
Technical data

Boom M38		
Sections		5
Reach height	m	37.5
Horizontal reach	gross	m 32.8
	net	m 30.3
Reach depth max.	m	25.3
Unfolding height	m	7.4
End hose length	m	4
Folding system		RZ
Delivery line		DN 125

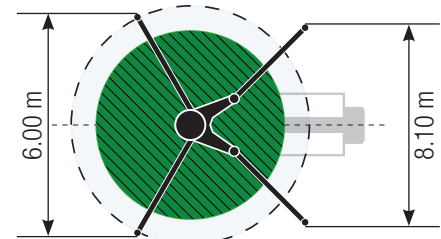
Pump		BSF	.16 H	.16 H LS	.17 i LS
Rod side	Output	m ³ /h	160	-	-
	Delivery pressure	bar	85	-	-
	Strokes	1/min.	31	-	-
Piston side	Output	m ³ /h	108	160	170
	Delivery pressure	bar	130	85	85
	Strokes	1/min.	21	26	26
	Delivery cylinder	Ø mm	230	250	250
	Stroke	mm	2100	2100	2100

*) Delivery line boom max. 85 bar.
All data maximum theoretical.

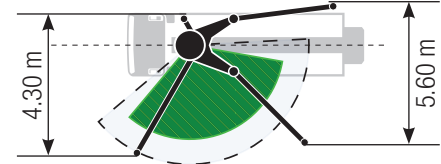
BSF 38-5 Reach information diagram, Support



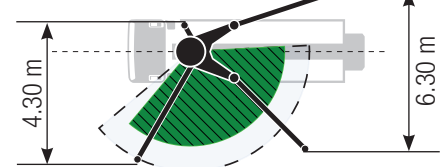
Standard



ESC



OSS



Support width based on center of support leg

Delivery scope Standard Line

Agitator radio remote/on site controlled
Agitator safety switch off automatically, depending on pump application
Agitator safety switch off, RFID control with startup protection
Boom tray switch with alarm unit „boom not in boom cradle“, RFID
Bracket for hammer and trowel
CAN-Bus system
Cardan shaft maintenance free
Central lubrication hopper, A-hinge and slew bearing
Chassis horn via remote control on hopper
Cleaning hose 10m incl. Bracket and spray nozzle
Compressed air connection rear side
Concrete hopper with agitator
Connection for filling water tank
Connections for hydraulic emergency supply (boom)
Container for sponge balls
Cooling unit integrated in support leg
deck delivery line in standard quality
Delivery cylinder chrome-plated

Delivery line (1-layer)
Delivery note box, plastics
Diagnose interface
End hose 4.0 m DN 125 5,5"
Ergonic 2.0
Ergonic Pump System (EPS) incl. Ergonic Output Control (EOC)
Ergonomic water hose reel at riser pipe
Flushing water pump 160 l/min 25 bar
Fully extended support
Hand rail left and guardrail right
Hinged elbow with cleaning port
Hydraulic hose for replacement in hose pack
LED lighting hopper
LED lighting modul control box, left and right side
LED lighting of control points
LED lighting pump/water tank
Operating manual certified (1x paper, 1x CD-ROM), spare part list
Operation point at hopper for draining water pipe
Painting: 3-colored Putzmeister standard

Platform non-skid
Radio remote control with Ergonic Graphic Display (EGD-RC)
Rubber collar on concrete hopper
Safety eyebolt for maintenance at rotary head
Setup frame screwed
Soiling indicator hydraulic oil filter on RGD-RC (display radio remote control)
Spectacle wear plate DURO 22
Splash guard, fixed
Stainless step to platform right hand side
S-transfer tube switchover fast/slow
Support plates (4x)
Swivel support plates
tool set incl. standard equipment
Towing eye
Wash-out port lid with slide pin
Water supply at hopper
Water tank 700 l with level indication
Wear resistant delivery line elbow with extension on both sides

Putzmeister Concrete Pumps GmbH | P.O. Box 2152 | 72629 Aichtal | Tel. +49 7127 599-0 | Fax +49 7127 599-520 | pmw@putzmeister.com

Right to make amendments reserved | © by Putzmeister | All rights reserved | Printed in Germany | 1901

See quotation for exact serial delivery scope. Comprehensive range of options available on request.

Putzmeister Concrete Pumps GmbH | P.O. Box 2152 | 72629 Aichtal
 | Tel. +98 224 286 75-8 | Fax +98 224 228 78 | +98 0912 8 584 584
 kormit.abedi@yahoo.com Right to make amendments reserved | ©
 by Putzmeister | All rights reserved | Printed in Germany | 1707
 www.saghargostar-co.ir

CT 4742-2 EN